

CORVETTES OF BAKERSFIELD

2024 Fall Edition



In This Issue:

Presidents Message

**NCM Run To Bowling
Green, KY**

**Bakersfield College
Detail Class of 2024**

**How to wash your
Corvette**

Events and Happenings

**Scholarship and Charity
Presentations**

Meetings

Corvettes of Bakersfield is well known for having a great time at its various events. Members have a fun time getting together and we miss each other when we don't see each other for a long time as we did during the hot summer months when we had a hiatus with no events or meetings for a month or so.

Regardless, it's members were busy taking classes at college, going on vacations on their own or going to an out of state event. We are a busy bunch and we're always looking for something new to do, such as a cruise to Mexico in the coming month of February.

Be sure to check our website events page for the next big thing and join us for a great time.

PRESIDENT'S MESSAGE

Greetings! I wish everyone health and happiness as we quickly approach the holiday season. Corvettes of Bakersfield has had another active and prosperous year. We have maintained our membership numbers and kept the enthusiasm to share with others via our charity contributions. We have donated in excess of \$10,500, not counting the money we helped raise for the Streets of Bakersfield.



None of this could have been accomplished without the dedicated Board of Directors that was voted into office by the membership. My team includes:

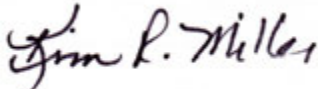
- Chris Espitia – Vice President
- Mark Pucilowski – Secretary
- Janice Dean – Treasurer
- Diane Wallace – Public Relations/Charity
- Linda Stacey – Membership
- Liz Zaninovich – Events
- Adrian Medina – Newsletter
- Virgil Miller – Webmaster
- Curtis McFadden – Sergeant at Arms

Now is the time to think about volunteering to be a part of the team that leads the direction of this club. New ideas are always welcome!

The club hosted Gambler's Classic 2024 in Laughlin, NV in April of this year. Everyone had a lot of fun, but it was a lot of work. We are taking off from this venture next year due to the hotel doing some major remodeling that will affect the venue. Look for a possible return in 2026.

Thank you to all who participated in the numerous runs this year. We met a lot of other Corvette enthusiasts along the way. Several of us are going on a Mexican Riviera Cruise in February. I hope you will consider joining us for some winter fun in the sun! Check out the website for information.

As always, take care, be safe and Save the Wave!



Kim Miller/Corvettes of Bakersfield President



Board of Directors



Kim Miller
President



Chris Espitia
Vice-President



Janice Dean
Treasurer



Mark Pucilowski
Secretary



Diane Wallace
Public Relations/
Charity Liaison



Linda Stacey
Membership



Liz Zaninovich
Events



Virgil Miller
Webmaster.



Adrian Medina
Newsletter



Curtis McFadden²
Sergeant at Arms

National Corvette Museum 30th Anniversary Celebration National Corvette Caravan By Don Allen



Greetings everyone! Jeanne and I are finally back from our 2024 Corvette Caravan to the NCM. Our extended return trip eventually lasted a month and other than a stack of mail and a couple of wilted plants, we found nothing really out of sorts. What a relief!

The lead photo is of our little group that traveled together the whole trip. Most had never met each other before the Caravan but everyone clicked together right from the get-go and we had a great time. While not in order in the photo, from SLO Vettes we had Doug Williamson and his co-pilot and son, Jon along with Bob and Lori Furster (Lori was a real co-pilot!). From COB we had Chris Espitia and Liz Zaninovich along with Dave and Sue Pratt. From Central Coast Corvettes (Santa Maria) we had Dennis and Sheila Durham. Jeanne and I rounded out the group and we were the glue that brought the group together. We are members of both COB and SLO Vettes and we had partnered with Dennis and Sheila during the previous Caravan back in 2019.

Where were Steve and Annette Dallons you ask? They did participate in the Caravan and they went all the way to Bowling Green but don't forget they are still newlyweds and they were traveling their own path, all the while staring into each other's eyes.



While we didn't always eat together during the trip, when we did, we filled the restaurant with laughter.


What's a good adventure without some extensive preparation? As you can see, packing a Corvette for an extended road trip takes some ingenuity. In fact, I arranged the contents several times before settling on this arrangement that included the most stuff in the smallest space and still be able to get access to everything. Of course, this was before Jeanne spotted this cookie jar in an antique store in Cape Girardeau, MO on our way to Kentucky. The store owner boxed it up with lots of packing and then it rode with us the whole rest of the trip. Seeing out the rear window of the car is really overrated!



NCM National Corvette Caravan (cont.)



Here we are lined up at the Elks Lodge in Pasadena for the initial send-off. The photo doesn't do justice to the more than 150 Corvettes that started the trek. In the next photo you can see how twisted Angeles Crest Hwy is out of Pasadena. Of course, several caravanners got lost in this section because they failed to follow the route book instructions but our group kept on track.



Next was the long uphill pull in the summer heat to the first overnight stop at the M Resort outside of Las Vegas. Liz wanted a photo op at the Seven Magic Mountains Colored Rocks near Stateline, NV. Of course, the wind was blowing hard so everyone's hair was disheveled and our cars were covered with dust.



Upon our arrival at the hotel, we all had to freshen up ourselves along with our cars. While the accompanying photo only shows Bob washing his car, we all did the same every evening after checking into our hotels so we could start out the next day with the best shine.

As you can tell by the photo, SLO Vettes members Lisa Klockenteger and John Fitzpatrick's wedding was one of the many highlights of the trip. They were married in their Corvette in the parking lot at the M Resort... all the while being serenaded by Elvis. All the Caravanners were invited. It was a beautiful ceremony and we wished them all the happiness in the world. While the Caravan and the Anniversary Celebration was to be something special for them to remember about their honeymoon, unfortunately it was clouded by a mechanical issue with their Corvette. They ended up renting a car for the return trip and sent the car home on a transporter. That's a Corvette for you. Corvettes have a knack of leaving a lasting memory sometimes. Hopefully, the repair will be quick and easy and the two lovers will back on the road soon.



NCM National Corvette Caravan (cont.)



The next day was a visit and touring lap of Ron Fellows Driving School in Pahrump, NV and then a scenic drive to Bryce Canyon City, UT. Bob and Lori took the lead and did a magnificent job of negotiating the traffic, following the route, stopping for photos; and personal needs. Actually, Bob drove and announced speed changes and hazards while Lori figured out where to go. Great teamwork.



Well, Dave and Sue Pratt sure know how to drink wine and enjoy their Corvette while in Bryce Canyon City, UT.

We thought Bryce Canyon was beautiful until we headed across Utah and Colorado towards our next overnight in Glenwood Springs, Colorado. Lots of photo opportunities.



We drove through several tunnels, some man-made and some nature made. While both photos were taken in Colorado, only the Eisenhower/Johnson Tunnels have a speed limit. Bob did have to throttle his C6 back since he had been leading in Utah where the speed limit was 80 mph! 50 mph felt like we were crawling.

NCM National Corvette Caravan (cont.)



Rocks, rocks, and more rocks was most of the theme in Utah and Colorado. But heck, those views beat the miles and miles of corn fields and cows we saw in Kansas. To break up the drive from Glenwood Springs, CO to Colby, Kansas, our little group played hooky and organized our own detour to a densely




wooded settlement a dirt road near the small town of Elizabeth, Colorado,

Rambler Ranch is a private collection of over 350 Nash, Rambler, and AMC cars dating back to the early models of Nash beginning in 1917. Nash Motors Company was an American automobile manufacturer based in Kenosha, Wisconsin, from 1917 to 1937. From 1937 to 1954, Nash Motors was the automotive division of the Nash-Kelvinator Corporation. Nash production continued from 1954 to 1957 after the creation of American Motors Corporation.



The ranch has over 350 restored examples of the marque. They are all pristine and operational. All are stored in large warehouses with no signs of dust or oil drippings. They are arranged by years and models and include period-correct memorabilia and other related items such as apparel.



Other manufacturers' cars are also displayed as are collections of items such as cookie jars, gas pumps, and road signs. This was one of the many highlights of the trip and I only wish we could have spent more time there.

In the one photo, Doug Williamson is pointing out an AMC muscle car to his son, Jon and giving him a history lesson on it. Doug should know as he used to own the same model. Be sure to check the ranch out for yourself at: [Nash, Rambler & AMC | Rambler Ranch | United States](#)

NCM National Corvette Caravan (cont.)



Our next stop was Kansas City, KS where we attended an event with Steve Garrett, the President of the Corvette Club of Kansas City and the host of Corvette Today, the only weekly podcast that talks about everything Corvette. I watch his podcasts in which Steve interviews all of the shakers and movers associated with Corvette. Certainly one of the best ways to keep up with all the latest info on Corvette is to listen or watch his



weekly releases. You can find links to all past and future interviews at: <https://corvettepodcast.com>



We rolled into Cape Girardeau, Missouri and the town rolled out the red carpet for us. Three other caravans and two other Corvette Clubs were invited to an all-Corvette car show hosted by the Corvette Club of Southeast Missouri. Anyone with a Corvette could participate in the show. The old downtown by the Mississippi River was blocked off to all cars except Corvettes. Estimates ranged from 600 -800 Corvettes filled the streets and the public was invited to come see them. The photo below was taken of just one block of one street.

The final stop was Bowling Green, Kentucky and the Celebration had already started. We got there just in time for Casino Night which was held at the Motorsports Park, NCM's road course and driving school. It was a very nice Kentucky evening so we hung out on the track's observation deck where Chris and Jon set out to take everyone's chips at the card table.




NCM National Corvette Caravan (cont.)



Yes, there were thousands of Corvettes at the Celebration but there were lots of volunteers directing traffic to ensure everyone had a place to park. The NCM had planned ahead and had a whole fleet of busses, vans, and golf carts on hand to shuttle people to and from their cars so no one had to walk too far.

Besides the great exhibits at the Museum, attendees were treated to an extensive exhibit of current and future Corvette models. The center of attraction was of course the new ZR1 of which GM had several examples, one of which was a cut-away showing the internals of the car. Several engineers were on hand to answer questions and provide visitors a walk-around tour of the cars.



I was able to attend several seminars during the event and talk with engineers from companies associated with the Corvette, most notably Michelin and Mobil 1.

I attended two book signings where I was able to get my copies of two writers' books signed. Richard Prince wrote *Corvette 70 Years, The One and Only* and he writes a monthly tech column in *Corvette Magazine* in which he answers readers' questions about their Corvettes that no one else has been able to answer. I read his column first before anything else when I get my monthly copy.

Scott Kolecki wrote *Corvette Concept Cars: Developing America's Favorite Sports Car*. Scott did extensive research at the NCM's Archive Library as well as GM's archives in Detroit to ensure complete accuracy and to amass photos rarely seen before.

I was fortunate enough to chat with each at length and walked away with signed books and contact information so I may contact them in the future if I think they can be of assistance.

During the Casino Night, I had the opportunity to chat with Kai Spande, Board member and Past Chair of the National Corvette Museum, part time instructor at the Motorsports Park, and retired Corvette Assembly Plant Manager. Kai is a wealth of knowledge about the Corvette and it was great to talk with him. I now have an autographed NCM Motorsports Park poster on my wall.

NCM National Corvette Caravan (cont.)

When we weren't busy at the NCM, we were out sightseeing. We took a 90-minute trolley tour of Bowling Green to learn about the local attractions. We visited local establishments and ventured out to local distilleries, dairy barns with fresh ice cream, and assorted local attractions like the Railroad Museum and the Lost River Caves. We traveled to Nashville for the Music Row experience (very crowded!), a tour of the Hermitage (Andrew Jackson's home), and the General Jackson Showboat cruise. The ice cream cone came from Chaney's Dairy Barn, one of Guy Fieri's stops for Diners, Drive-ins, and Dives.

On the last night, we got together and played games in the hotel lobby. What a way to cap off this adventure. The next day most left straight for home, others set out to visit family and friends along the way.

Hopefully more of our club members have an opportunity to participate during the next Caravan. Rumors have it that the next one comes in only four years instead of five. Reason being that the Corvette turns 75 then. It would not be unusual. The NCM did the same thing when the Corvette turned 50. Better get busy, you need to start preparing now. See you on the road.

By Don Allen



Bakersfield College Auto Detail Certification Class

What do you get when you send four COB members to college? You get four IDA (Independent Detailers Association) Certified Auto Detailers ready to take on the world of detailing beautiful cars. The IDA is a worldwide organization with its members committed to the excellence in the profession of auto detailing. It is an ongoing learning experience and members learn from each other through webinars, educational articles and through other people's educational experiences as well. COB members Terri Romanoff, Virgil Miller, Mark Pucilowski and Adrian Medina took advantage of this great opportunity to learn about auto detailing and earn our IDA certificates.

To be certified through Bakersfield College, we went through a 2 1/2 month online course to learn the essentials of auto detailing and through on-hand use of equipment, chemicals and materials on our personal vehicles as well as helping others. There is so much to learn and a lot of it will depend on personal experience.

BC instructor, Andrew Haney, was so instrumental in showing us the right and wrong way of doing things. He has a wealth of knowledge and experience and has so much to offer us. We also had the pleasure of working with younger students who are eager to help us old codgers.





One of the things we learned was as simple as the procedure of washing your vehicle (see next article). Other things we learned are how to polish and preserve the paint with waxes and the ultimate...ceramic coating. We also learned interior cleaning and preservation and we were taught the procedure for clarifying headlight lenses.

The BC Automotive Technology Department is offering the community no credit detailing class free of charge and COB had first dibs in placement thanks to our commitment to the Renegade Automotive Technology Scholarship. What is great about this class is that we can take it again in the next session and you can be sure that we will take advantage of that. What that means is we have at our disposal state of the art equipment and materials to detail our vehicles. Be sure to keep an eye out for the next class and join us.

By Adrian Medina



Bakersfield College Auto Detail Certification Class (cont.)



How To Wash Your Corvette

A Guide to Properly Washing Your Vehicle:

By Virgil Miller, Certified Detailer with Insights from Andrew Haney's Automotive Detailing Course

This article is a culmination of the valuable knowledge I gained while taking an automotive detailing course under the expert guidance of instructor Andrew Haney at Bakersfield College. Some of the content here is drawn directly from the course material, providing foundational insights into how to effectively clean the exterior of your vehicle and maintain its appearance. If you're looking to learn the best methods for preserving your car's paintwork while giving it a professional shine, this guide is for you.



Do You Know? The Hidden Dangers of Improper Washing

One of the most common ways vehicles acquire unsightly swirls and scratches is during the washing process itself. Products that aren't designed for automotive paint, combined with improper techniques, can cause significant damage—sometimes in just one wash. Consider the example of a conveyor-driven car wash: while convenient, these washes often drag dirt and grime from the vehicles ahead of you across your car's delicate paint surface. Add to that the fact that these car washes recycle water, which may be filtered but often isn't replaced frequently enough, and it's easy to see why a quick wash could end up harming your vehicle.

The Wrong Way to Wash Your Car

There are several common practices that can damage your vehicle's exterior, often unknowingly. Here's a breakdown of what not to do:

1. *The Family Affair:* While it's fun to get the family involved in washing the car, children might not realize that they've dropped the sponge on the ground, picking up sand and dirt that will scratch the paint. If you involve kids, make sure they're educated on proper techniques and always have extra sponges and towels on hand.
2. *Fundraiser Washes:* Car washes organized as fundraisers often feature volunteers who are untrained in proper detailing techniques. If you're passionate about the cause, it's better to simply donate money rather than risk letting them wash your car.
3. *Automatic Car Washes:* While automated washes are quick and easy, the high-speed brushes and recycled water grind dirt into your paintwork, often leaving scratches and swirl marks. The risks of damage far outweigh the convenience.

How To Wash Your Corvette (cont.)

The Correct Methods for a Flawless Finish

When it comes to washing your vehicle, you have several options, each designed to minimize damage while delivering a superior clean. While some methods may be more costly than others, you don't have to break the bank to achieve professional results. Based on the level of dirt and grime on your vehicle, you can choose between the following techniques:

1. Two-Bucket Wash
2. Foam Cannon (Garden Hose or Pressure Washer)
3. Pressure Washer Foam Cannon

Two-Bucket Wash: The Gold Standard

The two-bucket method is a tried-and-true technique that, when done properly, can significantly reduce the risk of adding scratches or swirl marks to your paint. Here's how to do it:

What You'll Need:

- Two buckets
- Two grit guards
- Microfiber wash mitt or sponge
- Neutral pH car wash soap
- Optional foam cannon
- High-quality microfiber drying towels




Step-by-Step Process:

1. **Rinse the Vehicle:** Begin by rinsing your vehicle with water to remove loose dirt and debris. A garden hose works fine, but if you're using a pressure washer, keep the pressure low to avoid damaging the paint.



2. **Pre-Treatment (Bug and Tar Remover):** For stubborn contaminants like bugs or road tar, use a bug and tar remover while the vehicle is still wet (don't let it dry). Bug and tar removers contain solvents and cleaning agents designed to soften and loosen road tar and solidified bug carcasses. They can also be enzyme-based. You can use these products as a pre-treatment for washing or as a spot treatment. A few specialized sponges that assist with bug and tar removal are available if desired. Most bug and tar removers are also effective at removing bird droppings and road grime. To remove excessive road grime, using a degreaser may be needed.

How To Wash Your Corvette (cont.)



3. **Two-Bucket Washing:** The key to this method is using two separate buckets —one filled with soapy water and the other with clean rinse water. Place a grit guard at the bottom of each bucket to catch dirt and

debris. Grit guards are plastic devices about 2 1/2" tall and full of holes, which go into the bottom of your buckets. After washing a section of the car, rinse your mitt in the rinse bucket to remove the dirt before dipping it back into the soapy water. This prevents transferring contaminants back onto the vehicle's surface.



4. **Foam Cannons:** For an added layer of protection, consider using a foam cannon. Foam cannons coat the vehicle with a thick, lubricating layer of foam, which minimizes direct contact with the paint. The foam provides additional lubrication, reducing the chances of scratching. For heavier dirt, you can take that sponge or wash mitt and lightly go over each panel to loosen any tougher debris before rinsing. There are two main types: one for use with a garden hose and another for a pressure washer.

5. **Wheels and Tires:**

Always use a separate bucket and wash mitt for the wheels and tires. These areas are prone to brake dust and road grime, and using the same mitt on both the tires and the body can cause contamination and scratches.



6. **Rinse the Vehicle:** Thoroughly rinse the car with clean water, ensuring all soap and debris are removed. Using deionized water insures that your car will dry spot free.

7. **Drying the Vehicle:** *The Key to a Spotless Finish*

After washing, it's crucial to dry your car properly to avoid water spots, which are caused by mineral deposits. Unless you are using deionized water, you must dry your vehicle as soon as possible. Deionized water is water that is filtered to remove the minerals, which cause water spots. Since most of us don't have deionized water, we need to use a special microfiber drying towel. These are very thick, soft, and absorbent towels.

How To Wash Your Corvette (cont.)



The method you choose depends on your preference, but here are the most common techniques:

- **Towel Drying:**

Towel drying is by far the most common method. It is also the most damaging method depending on how and what you use. When drying with a towel, always wipe in one direction and flip or turn regularly. Avoid drying in circular motions;

remember, we don't want to add swirl marks. Avoid terrycloth towels, paper towels, and chamois. Use a high-quality microfiber towel to gently dry your vehicle. The microfiber drying towels I use for cars are specifically made for dry and cost \$30+ each. Always make sure you use a microfiber towel that is large enough to dry the surface. These towels should be plush and soft and designed to dry. They shouldn't have any edging, which can cause scratching. I recommend having two or three towels on hand should you need to replace one during the drying. To prevent scratches, DO NOT continue using a towel that has been dropped on the floor. Also, do not apply force as you dry. We are simply drying water from the car, not trying to remove surface contamination. Check out the <https://theragcompany.com/>

- **Air Drying with a Blower:** A specialized car air blower is a great tool for drying, as it uses pressurized air to blow water out of nooks and crannies without touching the surface. Avoid using leaf blowers or other non-automotive blowers, as they aren't as effective and could introduce dirt.

- **Water Blade or Squeegee:** While a silicone water blade or squeegee can quickly remove excess water, this method is best avoided for regular use on the paint, as it can lead to scratches over time. However, it's suitable for glass surfaces or quick drying jobs.

- **Air Drying (Deionized Water):** If you have access to deionized water, you can let your vehicle air dry. Deionized water lacks the minerals that cause water spots, leaving you with a spotless finish. Deionized water filters are available, but they can be expensive.

How To Wash Your Corvette (cont.)

Finishing Touches

Once your vehicle is clean and dry, apply a few finishing touches to really make it shine:

- **Clean the Glass and Chrome:** Use a dedicated microfiber towel and glass cleaner to clean the windows and chrome trim. Glass cleaner is also safe to use on chrome.
- **Tire Shine:** Apply a tire dressing to restore the deep black look of your tires. Be sure to use a tire sponge to evenly distribute the product and wipe off any excess. Tire dressing comes in different sheens.



- **Detail Spray:** A quick detail spray can add an extra layer of protection and shine to your vehicle's paint. You just spray it on in small sections and wipe it down with a microfiber cloth. This product protects your finish and also helps reduce the amount of time required for your next wash.

Maintaining Your Equipment

To keep your washing gear in top condition, make sure to clean your microfiber towels after each use. Wash them in cold water with a clear laundry detergent and avoid using fabric softeners, which can damage the fibers. Air drying or machine dry on low heat is best to preserve their softness. High heat will damage microfiber towels.

Car Show Ready

For those looking to touch up their vehicle before a car show, a rinseless car wash spray is a quick and effective solution. Simply spray it on, wipe it off with a microfiber towel, and follow up with a detailing spray for a flawless, shiny finish.



Bakersfield College Auto Detail Certification Class Graduates



On October 19, four intrepid and daring COB club members took their final exam on a class for detailing automobiles at Bakersfield College. Under the tutelage of Andrew Haney, we learned quite a bit on how to care for our cars and making them look even more beautiful using equipment and supplies provided by the college.

Congratulations to Terri Romanoff, Mark Pucilowski, Virgil Miller and Adrian Medina who are now certified members of the Independent Detailers Association. Thank you, Andrew, for the wonderful abilities we learned from your expertise. We intend to take the class again to hone our skills and hope others will join us.

By Adrian Medina



Keene/Tehachapi Run to P-Dubs

What a great day we had today on our run to P-Dub's entertainment center in Tehachapi. We started off with 12 Corvettes staging at the Shell station on Comanche and Highway 58 and took our usual route through the back roads by way of Bena Road. Unfortunately, there was a closure of the road due to a possible landslide and we had to double back and take the freeway.

We pulled off Highway 58 and drove into Keene where we got to visit one of two helicopters the Kern County Fire Department has that is used to put out large brush fires. The IH-1H "Huey" helicopter can suck up water and fill its 400 gallon tank by means of a tube that is lowered down onto a body of water or even a swimming pool; space provided, of course. The helicopter was originally used in the Vietnam war and has been repurposed to fight fires. We want to thank the Kern County fire fighters for showing and instructing us in how it is used.

We then rolled on to Tehachapi the back way through the Woodford-Tehachapi Road. It is a very scenic and winding road and a joy to drive in our Corvettes.

P-Dub's is a huge entertainment center located at 20800 Santa Lucia St. in Tehachapi, CA. It has 16 lanes of bowling, a huge eating area and banquet area with games and a large bar to boot. We had a large party, but we had great service, good food and we had a great time.

After a big meal and games, we were not satisfied and had to go to Kohnen's Bakery for some goodies. They were wiped out on a lot of treats, but they sure had some delicious eclairs on hand. It is definitely a stop to make if you are in Tehachapi. What a great day it was!

For more Photos of this event, click on our Flickr Link: <https://www.flickr.com/.../corve.../albums/72177720317088266>

By Adrian Medina



Keene/Tehachapi Run to P-Dubs



Lunch at Rio Bravo Country Club

On June 23rd, we had a smaller than usual but enthusiastic crowd of 22 COB members attending the Lunch at Rio Bravo Country Club on this hot 105° day. Fortunately, the banquet room was cool and the food was delicious. Our waitress, Fernanda, did her best to get the orders in and put the food out but our large crowd was just too too much. Regardless, we had a great time.

After our lunch, a few of us had the bright idea to go to Rosemary's Creamery for some dessert. It's always a great time at Rosemary's. Thanks to Liz Zaninovich for organizing this event. A good time was had by all.

By Adrian Medina



BIRTHDAYS



September	October	November	December
LeRoy Wallace 6	Curtis McFadden 5	Dale Frye 2	Jeff Salters 3
Linda Stacey 9	Betsy Slauson 27	Chevy Garza 4	Jan Wright 7
Eddie Contreras 18	Kim Miller 28	Michael Bradish 6	Debbie Buchanan 8
Marvin Casey 19	Brian Antak 29	Henry Gallego 8	Michael Rouw 15
Amber Wooster 19	Bruce Ketcherside 30	Penny Young 10	Christine Medina 24
Craig Johns 21		Maria Contreras 19	Jim Chambers 26
Traci Garza 25			Tina Pucilowski 28
Jim White 28			Donna Ellison 29
Mayevern Casey 28			
Linda Combs 29			

Westchester 4th of July Parade




We had a very warm start of the Westchester Independence Day parade this morning the 4th with 92° temperatures by 9:00 am. The Westchester 4th of July Parade is an old-fashioned neighborhood parade located in the older but elegant part of central Bakersfield. The houses are decorated in red, white and blue and are right out of the old Americana image of the United States of years past. We had kids riding bikes alongside patriotic displays, and everybody dressed up in cute red, white and blue outfits. In various spots along the way, people were shooting water at the parade participants as they shot water back at the spectators. All in fun and an effort to keep cool.

We had the honor of carrying the Bakersfield Pageant Queens Miss Bakersfield, Kameron Wilson, Ms. Bakersfield, Brandy Scott and Mrs. Bakersfield Nila Hogan. A special kudos should be given to the queens for putting up with the intense heat of being out in the sun while we were staging for the parade. Thank you ladies for riding with us. By Adrian Medina

For hundreds more photos of this event, click on our Flickr link: <https://www.flickr.com/photos/corve.../albums/72177720318493758>



Westchester 4th of July Parade (cont.)



Atascadero/A-Town Cafe/Cambria Run

What a wonderful drive we had in today's run to the A-Town diner in Atascadero. On July 27, we started off with 11 Corvettes and drove out of hot Bakersfield through McKittrick through the curvy, winding highway 58 West towards Santa Margarita. It was a gorgeous drive with lots of wide open spaces and green trees and beautiful scenery throughout the hills.

We got to Atascadero in about two hours and drove directly to the A-Town Diner. It was a busy little place with some very good food as we were famished and ready for some good grub. We had a large group so a couple of orders got lost but otherwise we had a great experience and some super good food.

After lunch, we loaded up and proceeded to drive towards Cayucos, where some of us strolled through the antique stores while others went to go have ice cream and visit other places. Some members made a short day of it and went straight home to Bakersfield. Why? I don't know; it was nearly 100° in Bakersfield whereas it was a cool 60° in Cayucos.

We all pretty much went our own way by the end of the day but overall it was a great run and we would like to thank Roger and Lillian Buckles for putting this run together.

For more photos of this run, Click on our Flickr page:

<https://www.flickr.com/./corve../albums/72177720319317434>.

By Adrian Medina



Three Rivers Gateway Cafe Run

On September 28, Corvettes of Bakersfield had a very successful run to Three Rivers. Just east of Visalia, an hour and a half from Bakersfield, it is the entryway to the Sequoia National Forest where the big redwoods thrive. Thirteen Corvettes drove up the winding roads to the Gateway Restaurant where we had our lunch.

It was very warm up in the mountains with a high of about 98°. The 'sunny' half of our group decided to go sit inside the restaurant and forgo the hot and sun drenched tables of the scenic patio.

We had a wonderful meal at the Gateway Restaurant where Lucky Linda Stacey won the member's cash contribution drawing of \$130. After lunch, we drove back down the highway to Reimers Candy, Ice cream and Gift shop where we all enjoyed their ice cream and goodies.

It had been very slow time for events for our club due to vacationing members and everybody getting ready for school. It was a long time coming for us to have a run and in the next few months, the club will be very busy.

We would also like to welcome back old former members, John and Paula Swann who just purchased a brand new beautiful red C8 Corvette. Welcome back!

By Adrian Medina

For many more pictures, click on our Flickr page link: <https://www.flickr.com/photos/corvettesofbakersfield/albums/72177720321871160/>



Mark 209 Concert at Salty's Cruiz-in


Corvettes of Bakersfield enjoyed a free concert by the award winning quartet (plus outstanding keyboardist) Mark 209 at Salty's Barbecue on 6801 White Lane. These five guys are very witty, entertaining and super talented Christian/Country singers. They will be performing concerts at various locations and churches around Bakersfield and Lake Isabella and will also be performing at the Streets of Bakersfield Cruisin' Shine Car Show In downtown Bakersfield October 12. Please make it a point to look them up at this link and give them a listen. They are great. <http://www.mark209.com>

Thank you to Jeff Salters for bringing this band to Bakersfield and providing the free concert on October 4th's Friday night Cruiz-in.

By Adrian Medina

For more pictures click on our Flickr link:

<https://www.flickr.com/photos/corvettesofbakersfield/albums/72177720321889329>



September COB Meeting with Ken Teeters

We had a very fruitful and entertaining meeting September 10 at Corvettes of Bakersfield's Members Meeting at the Salty's Barbecue and Catering event hall. We have a lot of events coming up after the August lull due to many members going on vacation and, also, the hot summer days.

We had some very special guests including Ken Teeters, a longtime supporter of COB, who recently founded his own nonprofit - the Kenneth Teeters Foundation, along with Kevin Burton, board member of the foundation. The foundation benefits the Kern County injured veterans by helping them with home and automobile repairs.



Ken Teeters, a veteran himself, recognized the need to help disabled veterans and began his quest to do just that! Recently, Bert Alton, a disabled Vietnam veteran, legally blind, and having artificial knees, was helped through the foundation. This purple heart recipient now has an accessible shower and newly renovated bathroom. COB's donation of \$1000 aligns with COB's goals to support local vets. We are proud of our donation and Ken's dream becoming a reality.

Also present were two of the three Bakersfield College Automotive Technology scholarship winners who each received \$1000 from Corvettes of Bakersfield. Attending the meeting were Jesus Figueroa Cisneros and Andrew Barron who received a certificate and a gift card. They showed their gratitude for the scholarship and hope to ultimately own Corvettes.

After the meeting, we enjoyed a special treat from Ron Griffin and Denise Hollister who served us delicious root beer floats. Thank you Ron and Denise for the sweet treats!

Congratulations to raffle prize winners Martin Buchanan (new member), Eddie Contreras, Sherry McFadden, Gloria Cruz and others. Congratulations to Janice Dean for winning the big money.

By Adrian Medina and Diane Wallace



Streets of Bakersfield Car Show

Several members of Corvettes of Bakersfield marked the streets for the Streets of Bakersfield Cruisin' for Charity Car Show on October 12. Five intrepid members (out of ten signups) led by Terri Romanoff met at 6:00 am in the morning and proceeded to mark the curbs on the east and west side of Chester Avenue from 22st St. down to Truxtun Avenue. We also marked the side streets of 17th, 18th and 19th St. It was hard work for these old folks, and we could've used some young blood to help us. Needless to say, we got the job done in about 2 1/2 hours.

Later on in the evening, we gathered again and hit the curbs at 6 PM and began marking the center median of Chester Avenue. Supposedly, there was supposed to be no traffic with all the roads blocked off, but unfortunately, that was not the case. There were many events going on in our marking area and traffic was still flowing through. Needless to say, we got it done in about 30 minutes.

Many thanks go out to Mark Puscilowski, Martin Buchanan, Brad Hayden, Adrian Medina and especially Terri Romanoff. Thank you to Mitch Townsend and Curtis McFadden for joining us for the evening mark up.


On Saturday, the day of the car show, we saw beautiful weather as hundreds of beautiful show cars lined the streets of downtown Bakersfield. We saw a lot of family, friends, cousins, coworkers, you name it. We all had a blast! There's so much eye candy and wonderful conversation and good feelings. What an enjoyable day.

Proceeds from the Streets of Bakersfield Car Show benefitted the Portrait of a Warrior Gallery at 1925 Eye Street. The gallery showcases beautiful portraits and biographies of 27+ post 9/11 warriors from Kern County that were killed in action or died as a result of wounds suffered on the battlefield.




By Adrian Medina

For more pictures of the Car Show, click on our Flickr page link:

<https://www.flickr.com/photos/corvettesofbakersfield/albums/72177720321871655/>



Streets of Bakersfield Car Show (cont.)



Bakersfield College Homecoming Event

What a busy day it was for Corvette of Bakersfield. While a large group of COB members took off on a run to the Central Coast to visit Cambria and San Simeon, a small select few that remained were asked to participate in the Bakersfield College Alumni Barbecue to display our Corvettes.

While four club members were participating in the certification process for a detail class offered at Bakersfield College (more on that later), two of us (Terri and Adrian) were joined by the Stokes and Christine and, in the afternoon, displayed our Corvettes in the quad. We enjoyed shopping the vendors and watching displays of college spirit. This included bands, a DJ, rodeo girls (and guys) promoting their upcoming rodeo at the fairgrounds on November 9th and, of course, cheerleaders.

We had a great time and met many people with which we had great conversations about Corvettes. What a busy Saturday! Thanks for the invite, Alyssa!

By Adrian Medina



San Simeon/Cambria Run

Corvettes of Bakersfield had a great run today over to San Simeon for lunch on October 19. We had a brief rest stop on the way at the San Antonio winery in Paso Robles then traveled on to our lunch destination at the San Simeon Lodge. We started out with seven Corvettes and picked up a couple more outside Paso Robles plus several more joined us in San Simeon.

We gathered on the patio with a view of the ocean for a great lunch with excellent service. We were joined by a few members of the Central Coast Corvette Club which encompasses Santa Maria to Ventura. Also joining us was COB club member Jim Hazlett from Tulare with his guest driving a matching C7 to his Vette.

While at lunch, Liz conducted a drawing similar to a 50/50 but with a deck of cards. The pot was split by high hand and low hand. Jon Cobbs won the high hand and a guest from the Central Coast Corvette club won the low ball.

After lunch everyone was on their own to go sight seeing. Several chose to go back and drive through Cambria to view the scarecrows displayed all around town. It's quite impressive to see all the art work that goes into making these "scarecrows". They even have a competition to see who's display is the best.

It was a great run put together by our events coordinator Liz Zaninovich. Liz and Chris did an outstanding job even with the frustrations of the original lunch location at the Cambria Pines Lodge falling through two days before.

By Danny Ellison

For many more photos, click on our Flickr page link: <https://www.flickr.com/photos/corvettesofbakersfield/albums/72177720321872075/>



Trunk or Treat at Fletcher Elementary School

Four Corvettes of Bakersfield Corvettes attended a very well organized Halloween trunk or treat event that was held at Fletcher Elementary school in the Mesa Marin area of northeast Bakersfield. Hundreds of children and their parents were lined up and waited till the 5:30 hour to go trick-or-treating at all the cars that were displaying their most gruesome decorations and costumes. The cutest kids were all in costume and very politely went from car to car to receive their loot.

We had a very fun evening and when it was over, we all went to have dinner at the Red Pepper Restaurant.

Thank you to Denise Flowers-Principal, Lori Roberts-Academic Program Leader and the Fletcher Elementary Booster Club for inviting us to their event.

By Adrian Medina

Click on link for more photos: <https://www.flickr.com/photos/corvettesofbakersfield/albums/>



Trunk or Treat at Salty's BBQ & Catering

Well...Corvettes of Bakersfield did it again in spite of the Dodger World Series game keeping quite a few members from coming out with us. We were a hit at the Trunk or Treat at Salty's BBQ and Catering on White Lane. Many of our members dressed up with the theme of Pirates and their Wenches. Overall, 13 Corvettes filled the parking lot in front of Salty's. Many other vehicles were gruesomely decorated and some looked quite scary.

Then came the kids. They were quite impressed and scared at the same time. There were many unique costumes and the kids had fun wearing them. A few of them even commented on how beautiful our Corvettes were.

By Adrian Medina

For more pictures of this event, click on our Flickr page link: <https://www.flickr.com/photos/corvettesofbakersfield/albums/72177720321872610>




Loudon Elementary Trunk or Treat

On October 30, 2024 COB members donned Halloween costumes and set up for trunk or treat at Loudon Elementary school. Gloria Cruz, COB member and Loudon employee, spearheaded this event with her husband Ed dressed in a dark Dia de Los Muertos mask and cape.

Alfonso's white C7 was decorated with the black spiders while Diane W. and Curtis M. decorated their cars and dressed as pirates! The students and parents of Loudon school were extremely polite and enjoyed the evening filling bags with the yummy treats; not many tricks!

By Diane Wallace



Bakersfield Veterans Day Parade

We had a great turnout today at the Bakersfield Veterans Day parade in downtown Bakersfield. Nineteen Corvettes participated as we carried and honored dignitaries and veterans who served in the US military.

Bakersfield pageant Queens were Mrs. Bakersfield Nila Hogan, Ms. Bakersfield Brandy Scott and Miss Teen Bakersfield Jynna Young.

Carrying the club banner were Paytin and Karah. Thank you ladies for your hard-working, marching expertise.

After the parade, we had a delicious lunch at the Pyrenees Café at 601 Sumner St. Owners Rod and Julie Crawford were very hospitable and accommodating to our large group and served the most delicious lunches around. Everything was great and tasty and we look forward to coming back again. Hopefully if Rod's dream comes true, he will be an owner of a Corvette and would like to join our club.

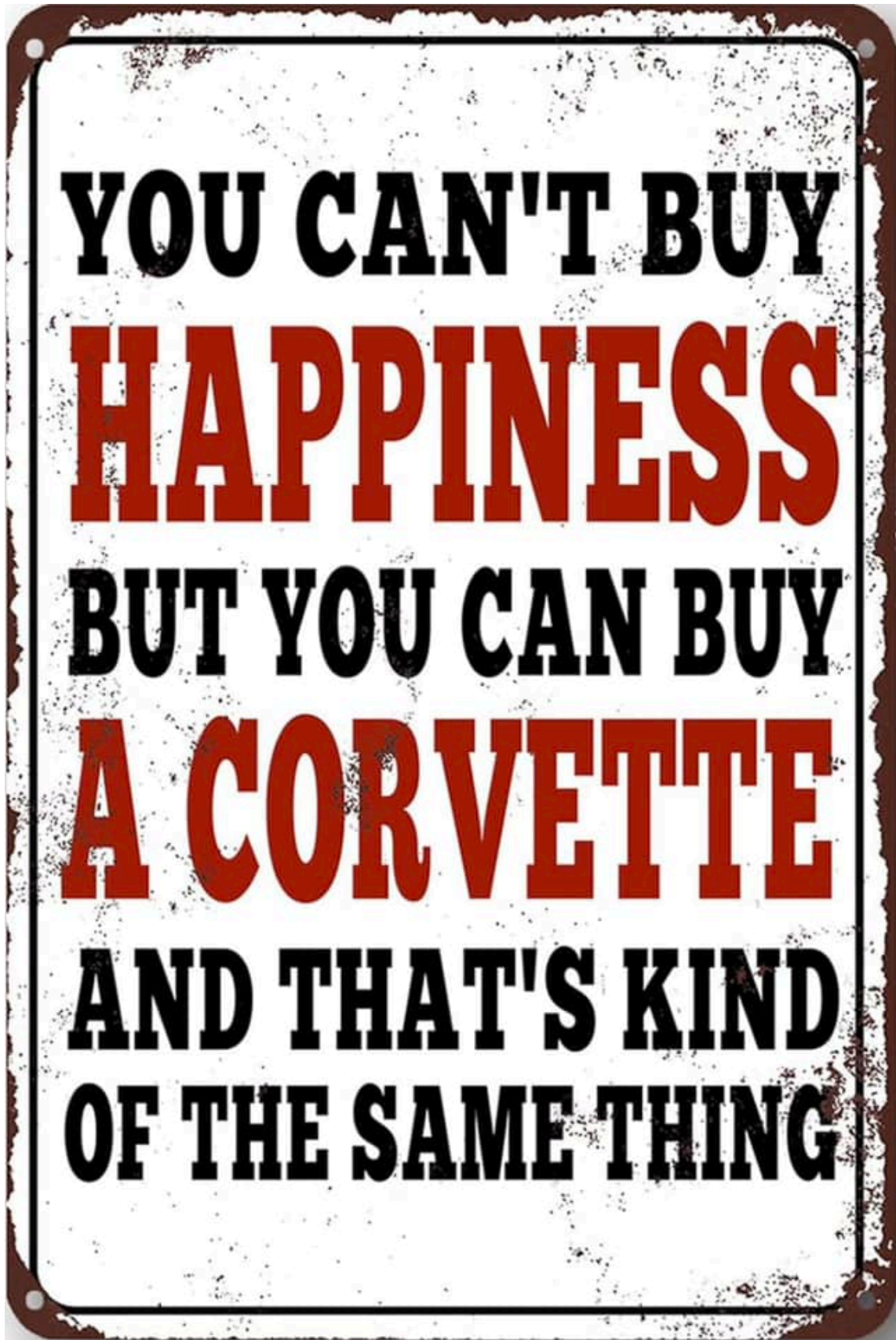
Although they were unable to attend due to work obligations, we would like to thank Liz and Chris for their planning and arranging our participation in this wonderful parade. By Adrian Medina

For more hundreds of more pictures, click on our Flickr page link:
<https://www.flickr.com/.../corve.../albums/72177720321872267>



Bakersfield Veterans Day Parade (cont.)





Automotive Technology Scholarship



In 2021, the Corvettes of Bakersfield's Charity Board created a \$500.00 scholarship for students with the desire and aptitude to be part of Bakersfield College's vocational Automotive Technology Program. It has since grown to three \$1000.00 awards. This new scholarship aligns with who we are; we are a club of individuals that love our cars and value the skills required to keep all vehicles performing safely and correctly. We also value our community and see this scholarship as an opportunity to support our youth and returning students desiring a valued vocation, but with some need for financial support. Interested students are encouraged to apply for this scholarship if they are interested in this certification program (and the additional classes to earn their Associates Degree, if desired). Applications for the scholarship open on October 1 and end February 1. Special thank you to our long-time Corvettes of Bakersfield member and charter donor, Ray Thurm, for his generous donation. Ray is a retired auto shop educator.
By Virgil Miller

AUTOMOTIVE TECHNOLOGY SCHOLARSHIP

CORVETTES OF BAKERSFIELD

REQUIREMENTS

- ✓ Enrolled in Automotive Technology AA or certificate program
- ✓ Minimum 2.0 GPA
- ✓ 2 Letters of Recommendations

Start applying October 1st

 This scholarship aligns with who we are; we are a club of individuals that love our cars and value the skills required to keep all vehicles performing safely and correctly.

<https://ccid.academicworks.com/opportunities/508-1219C173146m-corvettes-of-bakersfield>

SPONSORS



TITANIUM SPONSOR



Corvettes of Bakersfield would like to thank and honor our very first TITANIUM sponsor, Jeff Salters of Salty's BBQ and Catering. Salty's has been featured on Guy Fieri's Diner's, Drive-ins and Dives on the Food Network and became famous *Nationally*. Guy Fieri says "This is the real deal!". Jeff has also been a proud supporter of Kern County Honor Flight and Kern County first responders. As a fellow Corvette owner, Jeff has supported Corvettes of Bakersfield in many ways including the use of his banquet room as a place to hold our meetings and special events such as our annual Christmas party and Corvette Birthday celebrations. All the while we have been enjoying his delicious food and service. Thanks Jeff!!

By Adrian Medina

SPONSORS

Please support our event sponsors

Titanium Sponsors



Platinum Sponsors



Chrome Sponsors



PARTING SHOTS



Above: At our Keene/Tehachapi Run, we stopped and visited the Kern County Fire Dept. brush fire fighters and their water carrying helicopter.



Center: We gathered in front of the Gateway Restaurant for a group photo on our trip to Three Rivers; the gateway to the Sequoias.

Bottom: Are they the scarecrows or are they COB members??? This fun group posed with the scarecrows at Cambria's Scarecrow Festival.

